



Hello 4-H Adult Volunteers Leaders,

I understand many adult volunteers' leaders are frustrated with the 4-H on-line volunteer training process. We are hoping to help solve your frustration.

To get started each 4-H adult volunteer leader will have to log into <https://campus.extension.org>.









Each adult volunteer leader in your home will have to use a separate email and passwords to be recorded on line for the volunteer leaders training courses.

Here is a step by step 4-H online 2018-19 returning volunteer training instructions:

- 4-H on-line 2018-19 returning volunteer leaders training
- Link: <https://campus.extension.org/> (for volunteer training)
- go into **4-H & Youth**
- At the bottom of the page click 3 (**page 3**)
- click **2018-19 California Returning Volunteer Training**
- About half way down go to  [Maintaining an Inclusive 4-H Experience](#)
- About 10-minute course
- Click on this tab. It will take you to the first video training.
- Complete this training then go onto the next training
-  [Abuse Risk Management for Volunteers SCORM package](#)
- About 15-minute course
- Click on this tab. It will take you to the second video training.
- Once you have completed the both volunteer training vides you have completed the adult volunteer leaders training.
- You will be issued a certificate.

Here is a step by step 4-H online 2018-19 new volunteer training instructions:

- 4-H on-line new volunteer leaders training
- Link: <https://campus.extension.org/>
- Log in using email address and password
- go into 4-H & Youth

- On Page 1 about half way down click [2018-19 California New Volunteer Training](#)
- **Enrollment Key: SantaCruz**
- It will take you the online new volunteer training
- [4-H Volunteer Orientation](#) (1st part of the training)
 - About 40 minutes
 - Click  Orientation Lesson #1
 - Once completed then  Orientation Lesson #2
 - Once completed then  Orientation Lesson #3
 - Once completed then  Orientation Lesson #4
- [Foundations of Positive Youth Development](#) (2nd part of the training)
 - About 20 minutes
 -  Foundations
- [Toward an Interculturally Connected 4-H](#)
 - About 60 minutes
 -  Connected 4-H: Episode One
 -  Connected 4-H: Episode Two
 -  Connected 4-H: Episode Three
 - [Abuse Risk Management for Volunteers](#)
 -  Abuse Risk Management for Volunteers

New adult volunteers will also need to complete the live scan. Here is the link for the form: <http://cesantacruz.ucanr.edu/files/213783.pdf>.

Locations to complete the live scan: <https://oag.ca.gov/fingerprints/locations>.

You have completed the leaders training once all the modules are done!! You will receive a certificate for your records.

You may also access this information on the San Benito County 4-H website under **“Join 4-H Today”**

Here is the link: http://cesantacruz.ucanr.edu/Youth_Development/4-H_101_The_Basics/.

I hope this information is helpful and makes it easier to complete the volunteer leaders training.

Thank you for all you do for this 4-H program.

If you have any additional questions during the Holiday break email me at jkatawicz@ucanr.edu. I will be checking my email every few days.

Thank you and Happy Holidays,

Julie Katawicz
4-H Program Rep.